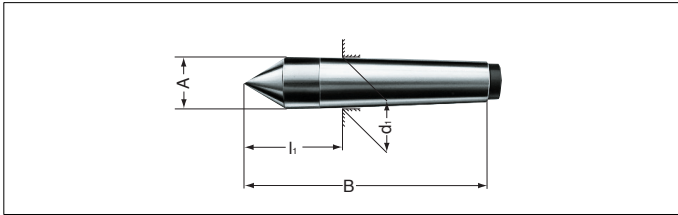


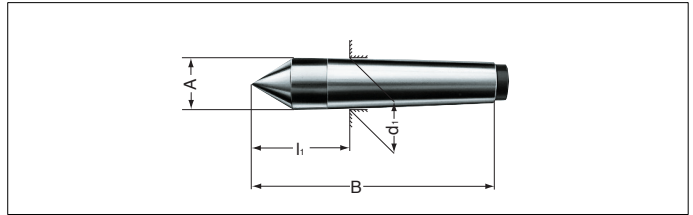
Type 665 DIN 806, volle Spitze
DIN 806, full point



MK / MT	0	1	2	3	4	5	6
Id.-Nr.	013706	013707	013709	013711	013712	013715	013718
A	9,2	12,2	18	24,1	31,6	44,7	63,8
B	70	80	100	125	160	200	270
d ₁	9,045	12,065	17,780	23,825	31,267	44,399	63,348
l ₁	20	26,5	36	44	57,5	70,5	88
ca. g	30	60	150	340	760	1920	5200

Werkstoff: WS
Material: WS - tool steel

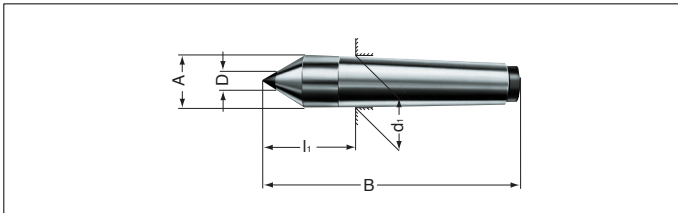
Type 666 DIN 806, volle Spitze
DIN 806, full point



MK / MT	0	1	2	3	4	5	6
Id.-Nr.	013790	013791	13792	13793	013794	013797	013799
A	9,2	12,2	18	24,1	31,6	44,7	63,8
B	70	80	100	125	160	200	270
d ₁	9,045	12,065	17,780	23,825	31,267	44,399	63,348
l ₁	20	26,5	36	44	57,5	70,5	88
ca. g	30	60	150	340	760	1920	5200

Werkstoff: SS-Vollmaterial, ab MK 4 Spitze aus SS.
Material: SS-high speed steel, from MT 4 only point in SS

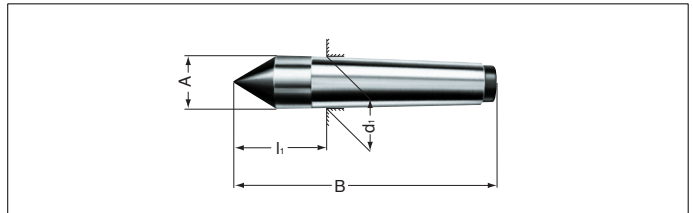
Type 667 DIN 806, volle Spitze, **nur geschliffen**
DIN 806, full point, **ground only**



MK / MT	0	1	2	3	4	5	6
Id.-Nr.	017169	017170	017171	017172	017173	017174	017175
A	9,2	12,2	18	24,1	31,6	44,7	63,8
B	70	80	100	125	160	200	270
D	5	7	7	11	14	18	18
d ₁	9,045	12,065	17,780	23,825	31,267	44,399	63,348
l ₁	20	26,5	36	44	57,5	70,5	88
ca. g	30	55	155	360	770	1950	5200

mit Hartmetall-Einsatz
carbide tipped

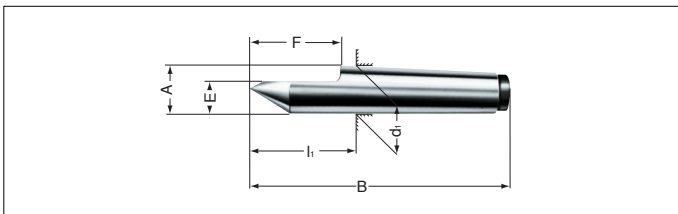
Type 677 DIN 806, volle Spitze, **nur geschliffen**
DIN 806, full point, **ground only**



MK / MT	2	3	4	5			
Id.-Nr.	326786	306402	221398	326816			
A	18	24,1	31,6	44,7			
B	100	125	160	200			
d ₁	17,780	23,825	31,267	44,399			
l ₁	36	44	57,5	70,5			
ca. g	175	400	855	2160			

mit voller Hartmetall-Spitze
carbide tipped full point

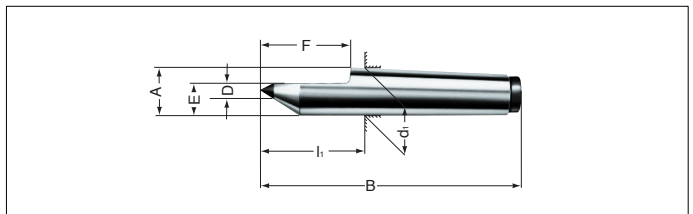
Type 668 DIN 806, halbe Spitze
DIN 806, half point



MK / MT	1	2	3	4	5	6	
Id.-Nr.	013867	013868	013870	013871	013997	013999	
A	12,2	18	24,1	31,6	44,7	63,8	
B	80	100	125	160	200	270	
E	7,6	11	15	21	29,4	42	
F	22	30	38	50	63	79	
d ₁	12,065	17,780	23,825	31,267	44,399	63,348	
l ₁	26,5	36	44	57,5	70,5	88	
ca. g	55	145	310	710	1925	4800	

Werkstoff: WS / Material: WS - tool steel

Type 670 DIN 806, halbe Spitze, **nur geschliffen**
DIN 806, half point, **ground only**



MK / MT	1	2	3	4	5		
Id.-Nr.	027438	027439	027440	026571	027441		
A	12,2	18	24,1	31,6	44,7		
B	80	100	125	160	200		
D	7	7	11	14	18		
E	7,6	11	15	21	29,4		
F	22	30	38	50	63		
d ₁	12,065	17,780	23,825	31,267	44,399		
l ₁	26,5	36	44	57,5	70,5		
ca. g	55	150	335	750	1830		

mit Hartmetall-Einsatz / carbide tipped

